


GRYPHON M4130 USB DRAADLOZE SCANNER INSTELBLAD 1


Stel de scanner eerst in op factory default



Standard Product Default Settings

Scan daarna 1 voor 1 onderstaande barcode in..
met een tussenpauze van een paar seconden


USB Keyboard with standard key encoding



Select USB Keyboard




ENTER/EXIT PROGRAMMING MODE




Country Mode = Belgium

GRYPHON M4130 USB DRAADLOZE SCANNER INSTELBLAD 2



Caps Lock State = Caps Lock ON



ENTER/EXIT PROGRAMMING MODE

DE VOLGENDE BARCODE ONTKOPPELT DE SCANNER VAN ZIJN CRADLE

U DIENT DE SCANNER DAARNA TERUG AAN TE MELDEN



Unlink